

● Description

1. The BPT-HPH36D-TRB is a silicon NPN Phototransistor detector in a 1.6x0.8x0.8mm SMD type package.
2. This product doesn't contain restriction Substance, comply ROHS standard.

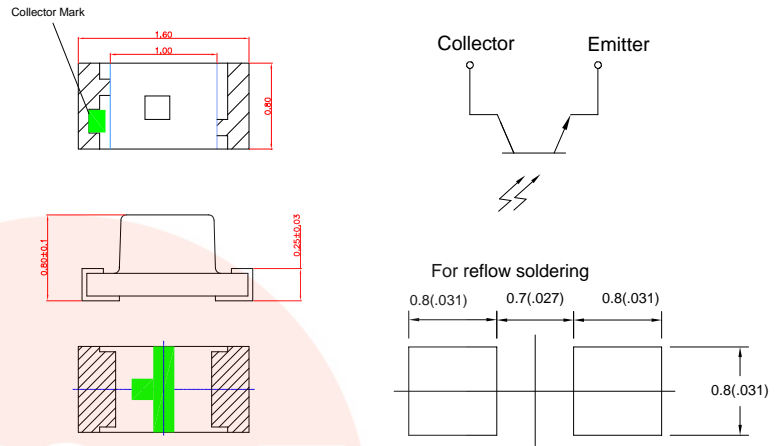
● Features:

1. Wide range of collector current.
2. Lend for high sensitivity.
3. Low cost plastic package.
4. Lens Appearance: Water Clear

● Applications:

1. Smoke Detector
2. Automatic Control System
3. Any design requiring sensitivity and stable characteristics.

● Package Dimensions:



NOTES:

1. All dimensions are in millimeters.
2. Tolerance is $\pm 0.10\text{mm}$ unless otherwise specified.
3. Specifications are subject to change without notice.

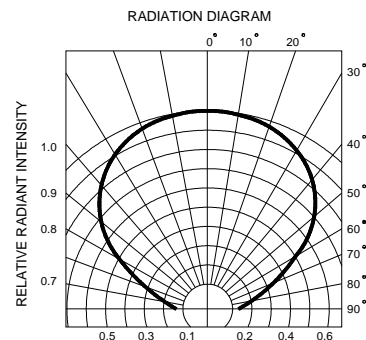
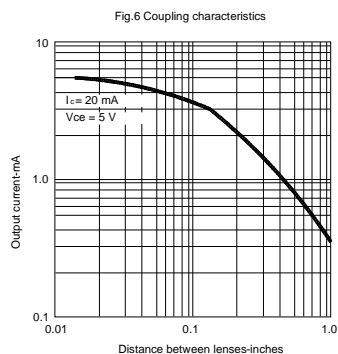
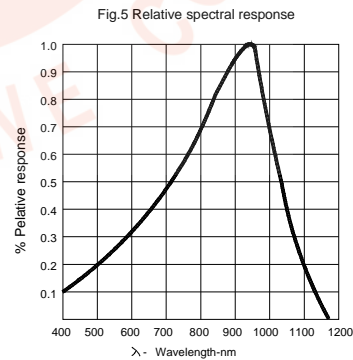
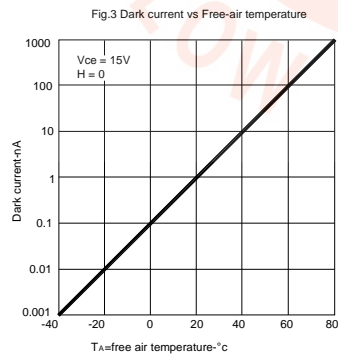
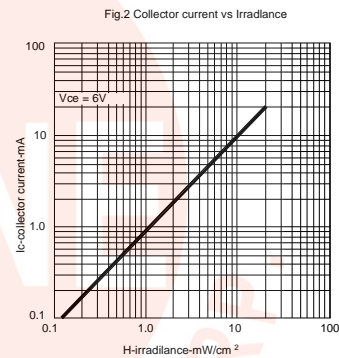
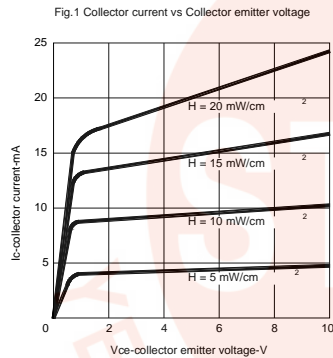
● Absolute Maximum Ratings($T_a=25^\circ\text{C}$)

Parameter	Symbol	Rating	Unit
Power Dissipation	P_d	100	mW
Emitter-Collector Breakdown Voltage	BV_{CEO}	50	V
Emitter-Collector Voltage	BV_{ECO}	5	V
Operating Temperature	T_{opr}	$-40^\circ\text{C} \sim 85^\circ\text{C}$	-
Storage Temperature	T_{stg}	$-40^\circ\text{C} \sim 85^\circ\text{C}$	-
Soldering Temperature	T_{sol}	See Page6	-

● Electrical and optical characteristics(Ta=25°C)

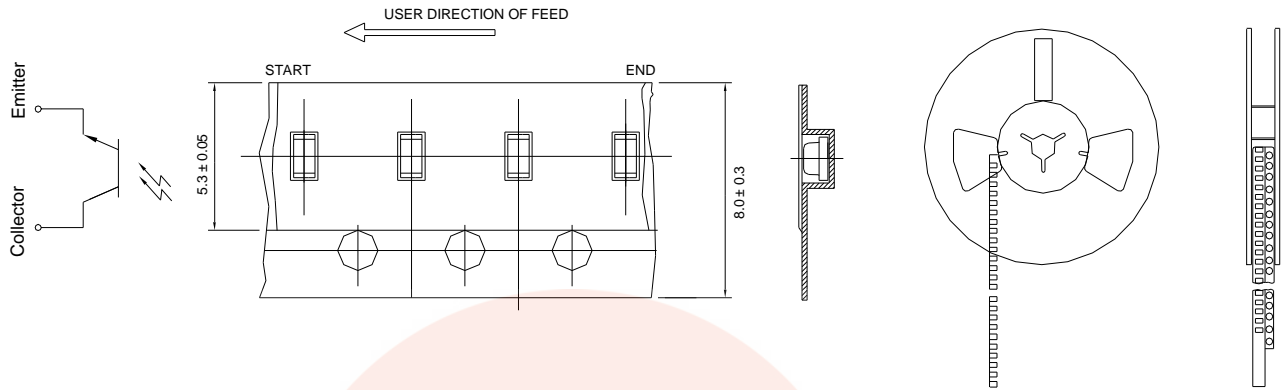
Parameter	Symbol	Condition	Min.	Typ.	Max.	Unit
Spectrum Sensitivity	λ	$I_F=50\text{mA}$	500	-	1000	nm
Short Circuit Current	λp	$I_F=50\text{mA}$	-	940	-	nm
Collector Light Current	$I_{C(ON)}$	$V_{CE}=5\text{V}$, $\lambda p=940\text{nm}$, $H=1.0\text{mw/cm}^2$	1.156	3.0	-	mA
Collector Dark Current	I_{CEO}	$V_{CE}=20\text{V}$	-	-	100	nA
Rise/Fall Time	T_r/T_f	$V_{CE}=5\text{V}$, $I_c=1\text{mA}$, $R_L=1\text{K}\Omega$	-	15/15	-	us
Viewing Angle	$2\theta_{1/2}$	-	-	120	-	deg

● Typical Electro-Optical Characteristics Curves

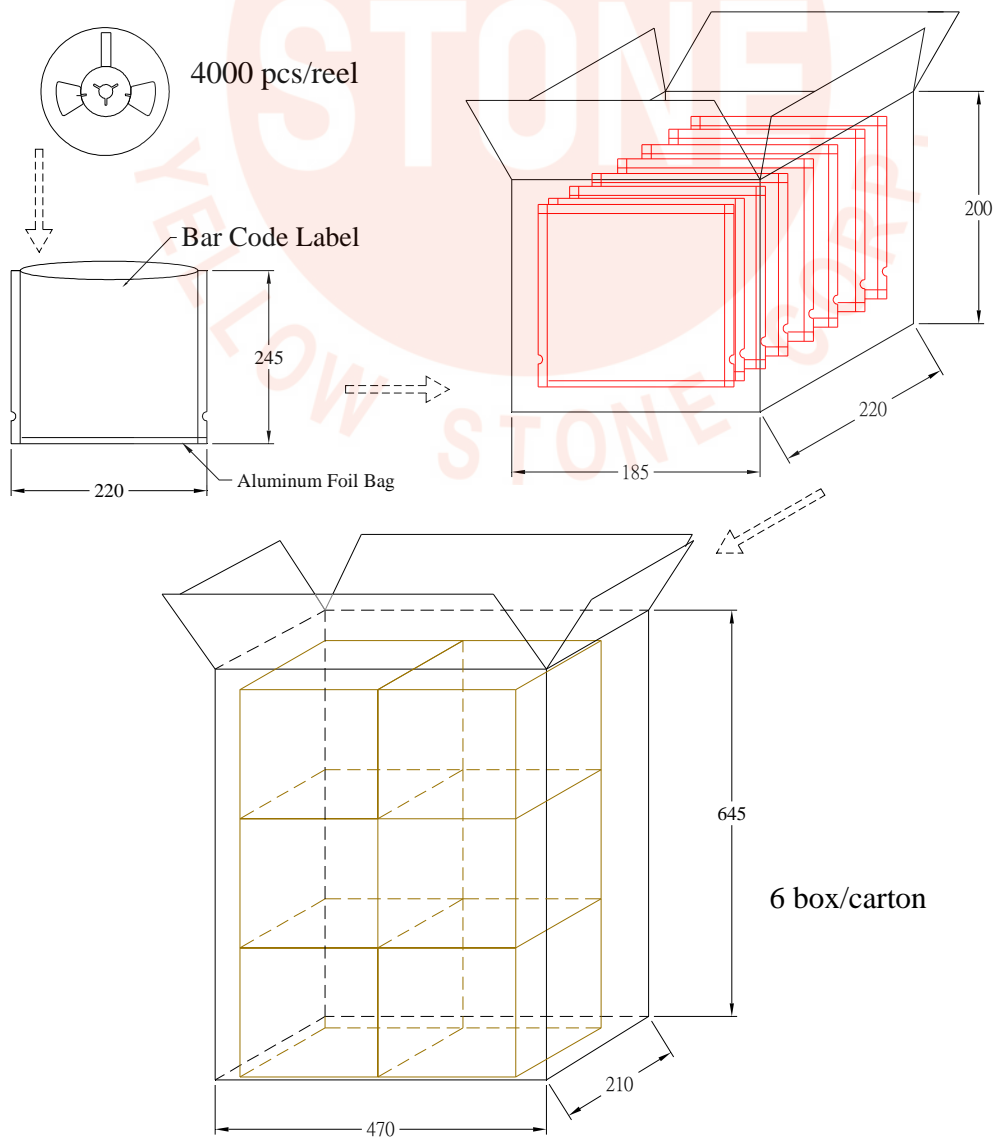


● Tapping and packaging specifications(Units: mm)

Quantity:4000PCS



● Package Method:(unit:mm) Vacuum





● Bin Limits:

Collector Light Current Bin Limits($V_{CE}=5V$, $H=1.0\text{mw/cm}^2$, $\lambda_p=940\text{nm}$)

BIN CODE	$I_{C(ON)}$ (mA)	
	Min	Max
K	1.156	1.665
L	1.665	2.398
M	2.398	3.455
N	3.455	4.976
P	4.976	7.165

Tolerance for each Bin limit is $\pm 15\%$

● BIN : x



Collector Light Current Bin Code



● Reliability Test

Classification	Test Item	Reference Standard	Test Conditions	Result
Endurance Test	Operation Life	MIL-STD-750D:1026 MIL-STD-883D:1005 JIS-C-7021 :B-1	Ta: Under room temperature Test time:1,000hrs IF=Product Recommended IF	0/32
	High Temperature High Humidity Storage	MIL-STD-202F:103B JIS-C-7021 :B-11	Ta:85±5℃ RH:90%-95% Test time:240hrs	0/32
	High Temperature Storage	MIL-STD-883:1008 JIS-C-7021 :B-10	Ta:100±5℃ Test time:1,000hrs	0/32
	Low Temperature Storage	JIS-C-7021 :B-11	Ta: -45±5℃ Test time=1,000hrs	0/32
Environmental Test	Temperature Cycling	MIL-STD-202F:107D MIL-STD-750D:1051 MIL-STD-883D:1010 JIS-C-7021 :A-2	Ta:-35±5℃~25±5℃~85±5℃~25±5℃ 30min 5min 30min 5min	0/32
	Thermal Shock	MIL-STD-202F:107D(1980) MIL-STD-750D:1051(95) MIL-STD-883D:1011(1991)	Ta:-45±5℃ ~+85±5℃ 20min 20 min Time: 40min/cycle 10cycle	0/32
	Wetting balance	MIL-STD-883:2003 MIL-STD-202F:208D MIL-STD-883D:2003	Ta:230±5℃ Time:5±0.5s	0/32
	Solder Resistance	MIL-STD-202F:210A MIL-STD-883D:1011 JIS-C-7021 :A-1	Ta:260±10℃ Time:10±1s	0/32

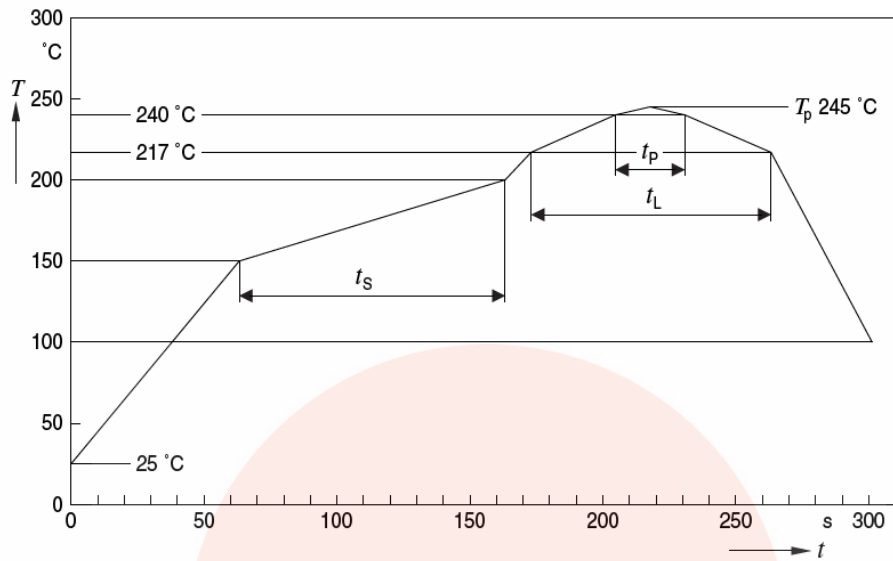
● Judgment criteria of failure for the reliability

Measuring items	Symbol	Measuring conditions	Judgement criteria for failure
Forward voltage	V_F (V)	$I_F=50\text{mA}$	Initial Level*1.1
Reverse current	$I_R(\mu\text{A})$	$V_R=5\text{V}$	Over U*2
Luminous intensity	I_v (mcd)	$I_F=50\text{mA}$	Initial Level*0.7

Note: 1.U means the upper limit of specified characteristics.

2.Measurment shall be taken between 2 hours and after the test pieces have been returned to normal ambient conditions after completion of each test.

● IR-Reflow Soldering



Profile Feature	Symbol	Pb-Free (SnAgCu) Assembly			Unit
		Minimum	Recommendation	Maximum	
Ramp-up rate to preheat ¹⁾ 25 $^{\circ}\text{C}$ to 150 $^{\circ}\text{C}$			2	3	K/s
Time t_s T_{smin} to T_{smax}	t_s	60	100	120	s
Ramp-up rate to peak ¹⁾ T_{smax} to T_p			2	3	K/s
Liquidus temperature	T_L		217		$^{\circ}\text{C}$
Time above liquidus temperature	t_L		80	100	s
Peak temperature	T_p		245	260	$^{\circ}\text{C}$
Time within 5 $^{\circ}\text{C}$ of the specified peak temperature $T_p - 5$ K	t_p	10	20	30	s
Ramp-down rate* T_p to 100 $^{\circ}\text{C}$			3	6	K/s
Time 25 $^{\circ}\text{C}$ to T_p				480	s

All temperatures refer to the center of the package, measured on the top of the component

* slope calculation DT/Dt ; Dt max. 5 s; fulfillment for the whole T-range

1. Avoid any external stress applied to the resin while the LEDs are at high temperature, especially during soldering.
2. Avoid rapid cooling or any excess vibration during temperature ramp-down process.
3. Although the soldering condition is recommended above, soldering at the lowest possible temperature is feasible for the LEDs.

● IRON Soldering

350 $^{\circ}\text{C}$ Within 3 sec.,One time only.

● **Notes for designing:**

Care must be taken to provide the current limiting resistor in the circuit so as to drive the LEDs within the rated figures. Also, caution should be taken not to overload LEDs with instantaneous voltage at the turning ON and OFF of the circuit.

When using the pulse drive care must be taken to keep the average current within the rated figures. Also, the circuit should be designed so as to be subjected to reverse voltage when turning off the LEDs.

● **Storage:**

In order to avoid the absorption of moisture, it is recommended to solder LEDs as soon as possible after unpacking the sealed envelope.

If the envelope is still packed, to store it in the environment as following:

- (1) Temperature : 5°C -30°C (41°F) Humidity : RH 60% Max.
- (2) After this bag is opened, devices that will be applied to infrared reflow, vapor-phase reflow, or equivalent soldering process must be:
 - a. Completed within 168 hours.
 - b. Stored at less than 30% RH.
- (3) Devices require baking before mounting, if:
 - (2) a or (2) b is not met.
- (4) If baking is required, devices must be baked under below conditions:
48 hours at 60°C±3°C.

● **Package and Label of Products:**

- (1) Package: Products are packed in one bag of 4000 pcs (one taping reel) and a label is attached on each bag.
- (2) Label:

